



Arizona Poll Briefing

October 2, 2024

About the Poll

- N = 600 Registered, Likely Voters residing in Arizona
- Sample Source: Voter List
- Mixed Mode Methodology: Live Telephone Interviews and Online Data Collection
- Field Dates: September 25-29, 2024
- Party breakdown in poll: 38% GOP, 32% Dem, 30% Ind.
- Margin of Error = +/- 4%
- Survey Interview Offered in English or Spanish
- Sample balanced by region, gender, party, past general election turnout and other demographics to ensure a representative sample of the likely Arizona 2024 voting population

Public Opinion Differences and Similarities by Partisanship

The following slides will explore some of the key data points in the survey. Because partisanship is a major component of opinion, attitudes and beliefs, we broke responses down by partisan groups. The results are fascinating. Not only do we see the broad and deep differences according to partisan affiliation; we also see some areas of agreement when it comes to some of the biggest threats to the integrity of our elections.



Most Important Issues Facing the United States

Note the differing priorities by partisanship

IN YOUR OPINION, WHICH OF THE FOLLOWING ISSUES WOULD YOU SAY ARE VERY IMPORTANT ISSUES FACING THE UNITED STATES RIGHT NOW? YOU CAN SELECT UP TO THREE CHOICES. WOULD YOU SAY...

		REPUBLICAN (38%)	DEMOCRAT (32%)	INDEPENDENT (30%)
Inflation and the Cost of Living	<div><div></div></div> 54%	69%	38%	53%
Border Security and Illegal Immigration	<div><div></div></div> 48%	84%	13%	39%
Protecting Reproductive Rights	<div><div></div></div> 34%	8%	65%	34%
Election and Voting Integrity	<div><div></div></div> 25%	32%	21%	22%
Climate Change	<div><div></div></div> 22%	3%	43%	22%
Cost of Healthcare	<div><div></div></div> 19%	6%	33%	19%
Government Spending	<div><div></div></div> 18%	28%	5%	19%
Crime and Public Safety	<div><div></div></div> 17%	23%	5%	22%
Wars and Unrest Overseas	<div><div></div></div> 17%	17%	16%	19%
Education and School Issues	<div><div></div></div> 13%	7%	21%	13%
Racism and Racial Tensions	<div><div></div></div> 11%	2%	22%	9%
High Taxes	<div><div></div></div> 10%	12%	2%	15%

**** UP TO THREE RESPONSES ACCEPTED**

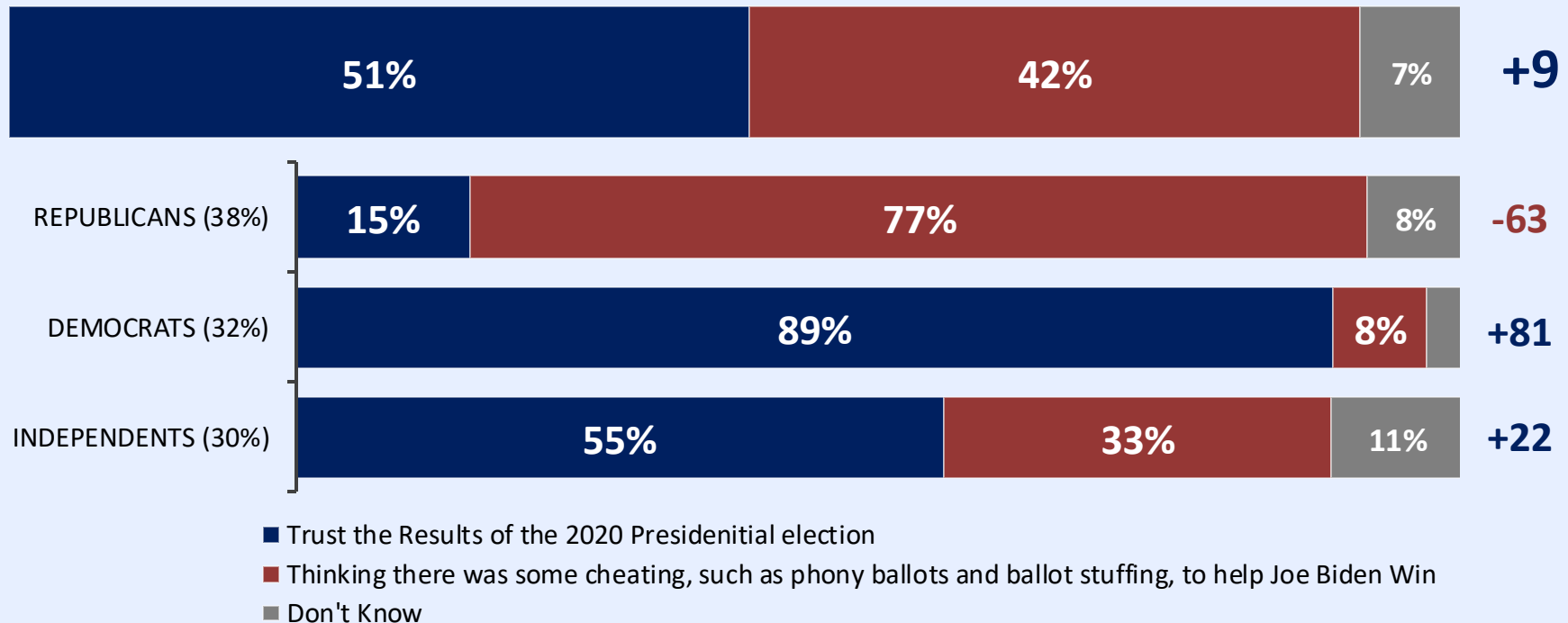
*** TOP 3**



Arizona Voters Trust in 2020 Presidential Results

Almost 8-in-10 Arizona Republicans still do not trust the 2020 results, placing them at odds with their Democrat and Independent neighbors.

THINKING ABOUT THE 2020 ELECTION RESULTS, WOULD YOU SAY THAT YOU...

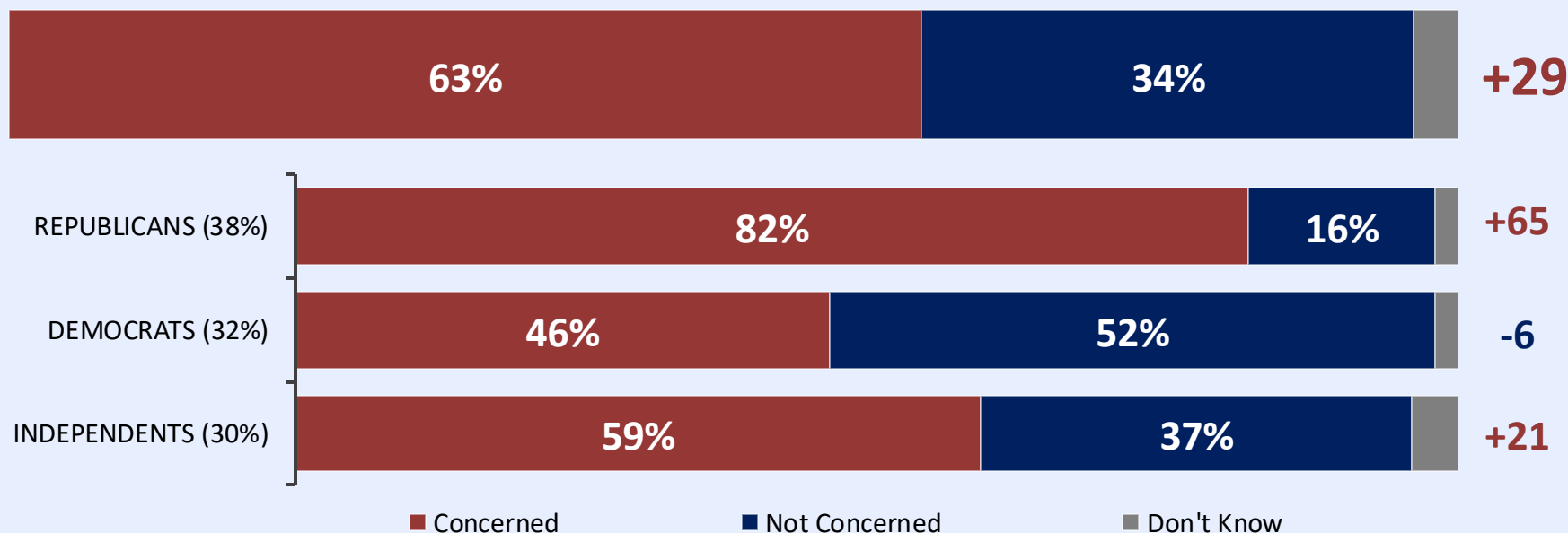




Arizona Voters Concern Level on 2024 Presidential Election

Despite the relative trust (excluding Republicans) in the 2020 results, over 6-in-10 Arizona voters are concerned about voting irregularities heading into the November elections. This includes majorities of Independents and Republicans. Even Democrats are relatively split on this year, despite their high level of trust in the 2020 elections.

HOW CONCERNED ARE YOU THAT VOTING IRREGULARITIES COULD IMPERIL THE LEGITIMATE ELECTION AND CERTIFICATION OF THE NEXT PRESIDENT?





Threats to Democracy

Republican and Independent voters are aligned when it comes to their perceptions of the biggest threats to Democracy. But Democrats see the three biggest threats as President Trump, conservatives, and Republicans.

FROM THE FOLLOWING LIST, PLEASE INDICATE WHETHER YOU THINK EACH IS A SERIOUS THREAT TO DEMOCRACY, A MODERATE THREAT, OR NOT A THREAT TO DEMOCRACY...

		REPUBLICAN (38%)	DEMOCRAT (32%)	INDEPENDENT (30%)
Social Media Apps	86%	93%	80%	85%
Foreign Influencers and Activists	86%	94%	83%	78%
Cable News	79%	92%	64%	80%
Far Right Conservatives	65%	40%	90%	70%
Far Left Progressives	62%	91%	27%	63%
The Republican Party	57%	26%	88%	62%
Donald Trump	54%	17%	93%	59%
The Democratic Party	51%	85%	11%	52%
Kamala Harris	49%	85%	8%	47%

*** TOP 3**



Threats to Election Integrity

There tends to be more agreement when it comes to threats to election integrity.

FROM THE FOLLOWING LIST, PLEASE INDICATE WHETHER YOU THINK EACH IS A SERIOUS THREAT TO ELECTION INTEGRITY AND FAIRNESS, A MODERATE THREAT, OR NOT A THREAT TO ELECTION INTEGRITY AND FAIRNESS...

		REPUBLICAN (38%)	DEMOCRAT (32%)	INDEPENDENT (30%)
Media organizations that suppress some stories while exaggerating or distorting other stories	93%	98%	89%	91%
Artificial intelligence that can create misinformation with realistic but fake videos, graphics, and audio of U.S. leaders	90%	90%	90%	90%
Foreign adversaries who spread propaganda and try to influence our elections	89%	92%	90%	84%
Political parties that rig elections in favor of their preferred candidate	83%	92%	76%	81%
Ballot stuffing in some precincts	59%	87%	28%	58%
Early-voting drop boxes where ballots can be stolen or added without oversight	59%	88%	25%	59%
Illegal immigrants voting	54%	88%	13%	56%
Rules allowing ballots to be processed and counted days after Election Day	54%	83%	21%	52%
Voting by mail, where ballots can be added or intercepted	51%	78%	17%	54%

*** TOP 3**



Solutions to Increase Confidence

Bipartisan oversight of election results, and flagging messages from foreign adversaries are two clear areas of agreement for solutions. Democrats are lower on voter ID, but almost all Republicans – and more than 8-in-10 Independents – support it.

PLEASE INDICATE IF YOU PERSONALLY SUPPORT OR OPPOSE EACH OF THE FOLLOWING POLICY PROPOSALS IN AN EFFORT TO INCREASE CONFIDENCE IN ELECTIONS AND MAKE THE PROCESS FAIRER AND MORE TRANSPARENT

		REPUBLICAN (38%)	DEMOCRAT (32%)	INDEPENDENT (30%)
Allow bipartisan oversight of all election results.	<div></div> 88%	93%	83%	88%
Identifying messages from foreign adversaries on social media and informing voters about them before the election.	<div></div> 85%	86%	84%	86%
Allow mail-in ballots dropped off on Election Day to be verified and tabulated onsite.	<div></div> 84%	83%	85%	86%
Prohibit electronic tabulation machines from being connected to the internet so they cannot be hacked online.	<div></div> 79%	93%	63%	78%
Require voter identification to make sure only American citizens can vote and they can only vote one time.	<div></div> 79%	98%	51%	83%
Have paper ballot back-ups to check against tabulation machines as a way of double-checking results.	<div></div> 78%	88%	63%	83%
Regular voter roll clean-up and cross-referencing voter registrations with the Electronic Registration Information Center.	<div></div> 76%	93%	53%	78%
Not allowing any ballots to be counted that are postmarked after Election Day.	<div></div> 75%	94%	53%	73%
Require bipartisan signature verification of all mail-in ballots.	<div></div> 73%	91%	55%	70%
Eliminate mail-in ballots, and only allow Election Day voting, except for those with legitimate excuses.	<div></div> 39%	64%	7%	43%
Only allow mail-in ballots so that all voting is done on paper.	<div></div> 32%	31%	24%	42%

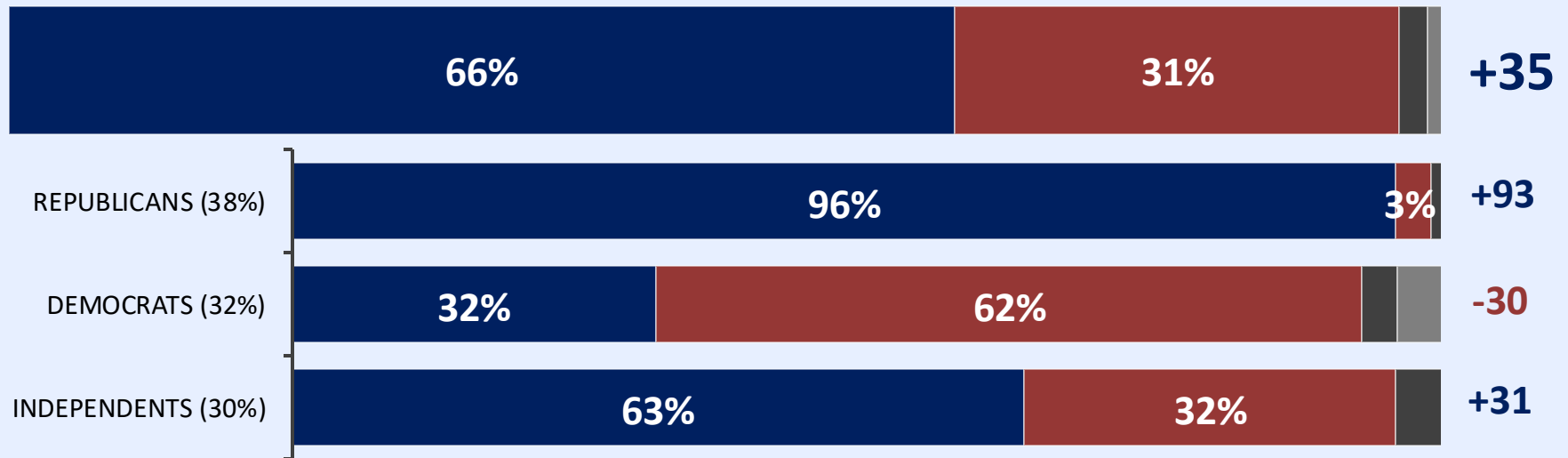
***TOP 3**



A Closer Look at Voter ID

Republicans and Independent voters are aligned when it comes to voter ID requirements.

**WHICH OF THE FOLLOWING COMES CLOSEST TO YOUR OPINION
WHEN IT COMES TO VOTER IDENTIFICATION? (OVERALL)**

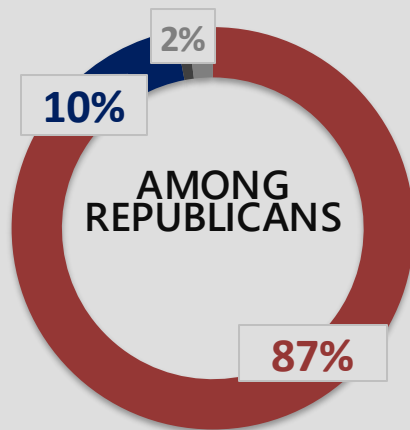
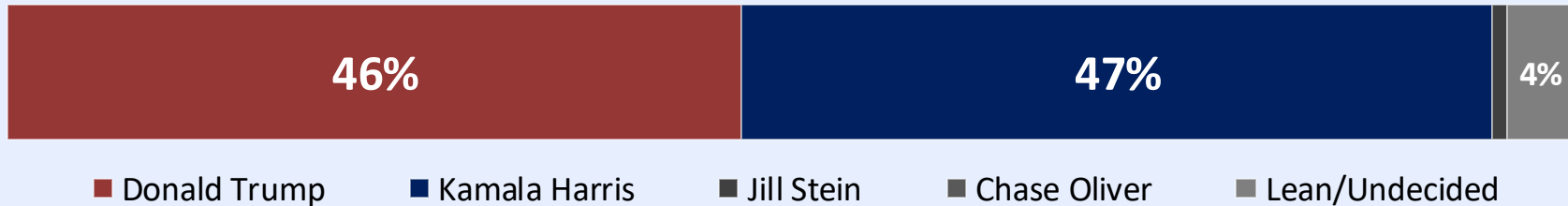


- Requiring voter ID is necessary to protect the integrity of our elections, and we must make sure that every qualified citizen who wants one can get one.
- Requiring voter ID may sound great in theory but is unfair to some marginalized communities who are unable or unwilling to receive the identification, but still have the right as an American to vote.
- I do not believe voter ID is important
- Don't Know

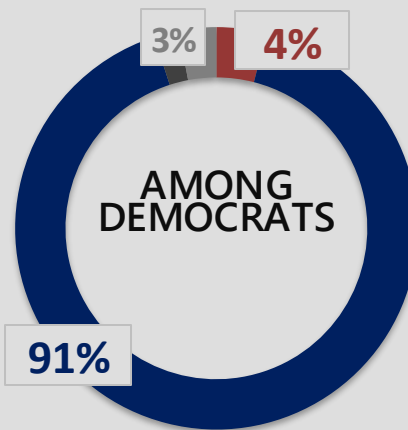


Current Presidential Ballot

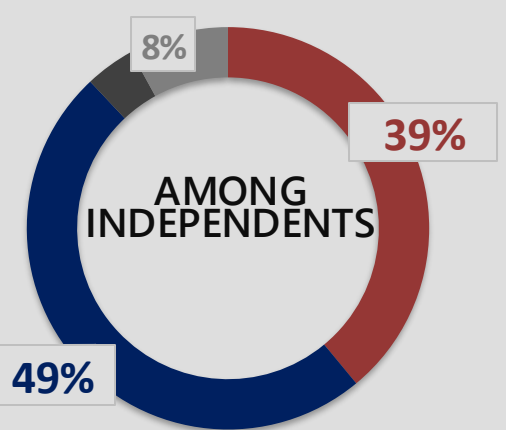
Our current survey shows a statistical tie in Arizona. We see the same patterns as are in the 2020 CNN exit polls; President Trump is lagging slightly among his partisan base compared to the Democrat; and he is trailing among Independents (he lost them by 11 points according to the exit polls)



■ Trump ■ Harris ■ Other ■ Lean/Undecided



■ Trump ■ Harris ■ Other ■ Lean/Undecided



■ Trump ■ Harris ■ Other ■ Lean/Undecided

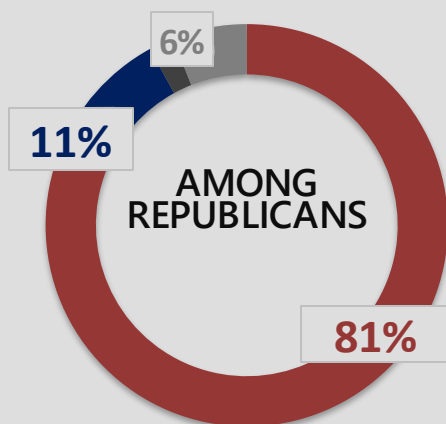


Current U.S. Senate Ballot

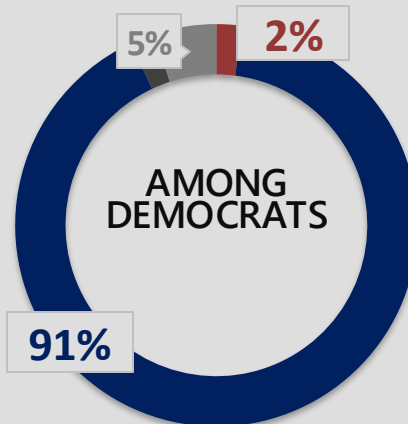
We also show a very tight race for the United States Senate seat. Kari Lake is underperforming among Republicans and trailing by 15 points among Independents. Closing the partisan gap would be the quickest way to turn this into a jump ball.



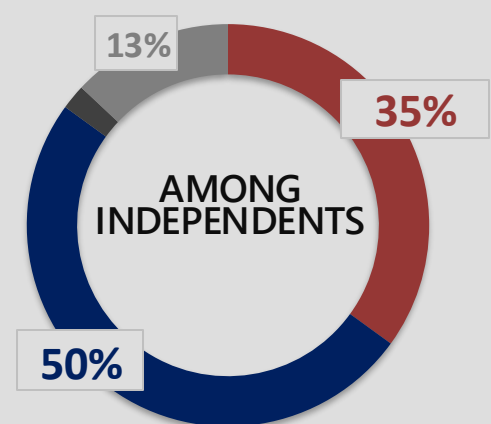
■ Kari Lake ■ Ruben Gallego ■ Eduardo Quintana ■ Lean/Undecided



■ Lake ■ Gallego ■ Other ■ Lean/Undecided



■ Lake ■ Gallego ■ Other ■ Lean/Undecided



■ Lake ■ Gallego ■ Other ■ Lean/Undecided



DEMOCRACY
— DEFENSE PROJECT —

EC **Echo Canyon**
CONSULTING

Thank you for your
time and attention